

AVANTE[®]

SLEEK

garage doors

ALUMINUM AND GLASS CONSTRUCTION



America's Favorite Garage Doors[®]



Model AZ6U, Black (Anodized) Frame with Obscure Insulated Glass

AVANTE® SLEEK

A departure from the grid-like pattern of standard aluminum and glass garage doors, the new Avante Sleek model features slim horizontal glass windows and minimal vertical stiles for broad unobstructed views. If you're in search of a garage door with a minimalist frame design that gives off "panoramic vibes" and lets in plenty of daylight, this is it. Customize the door in a number of painted or anodized finishes and glazing options.



Models AZ5U, AZ6U

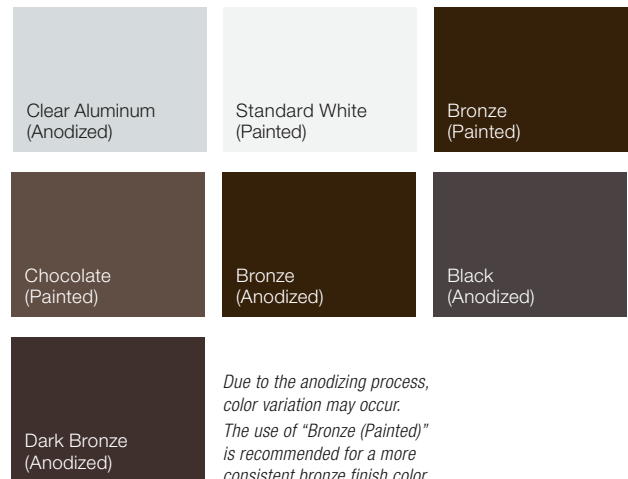
Models AZ5, AZ6

STYLE AND CONSTRUCTION

- Aluminum frame provides a virtually maintenance-free, long-lasting door.
- Intellicore® polyurethane insulated rails and stiles. (Models AZ5U and AZ6U)
- Many glass and panel options available.
- Section joint seal helps keep out air and water.
- Integral reinforcing fin provides increased strength and longevity. (Available on double car models)
- Heavy-duty steel ball bearing rollers with nylon tires provide quiet operation.

**Doors wider than 14' include built-in reinforcing fin. Standard doors 12' and under do not use built-in reinforcing fin. Usage on widths 12'2" to 14' depend upon glass weight. WINDCODE® doors may vary. Contact your Clopay Dealer for details. Calculated door section R-value is in accordance with DASMA TDS-163.*

FRAME/SOLID PANEL COLOR OPTIONS



CUSTOM PAINT OPTIONS

Custom colors make Avante® garage doors personal. Choose a Color Blast® finish or RAL Powder Coating to create the perfect door. The only limit is your imagination! See your Clopay Dealer for details.



Models AZ5U and AZ6U not available with RAL Powder Coat finish.



Model AZ5U, Black (Anodized) Frame with Frosted Acrylic

DOOR DESIGNS



AZ5/AZ5U/AZ6/AZ6U
(Single car door)



AZ5/AZ5U/AZ6/AZ6U
(Double car door)

HARDWARE

Attractive color-matched aluminum grip handles.

Available in all standard color options.



WARRANTIES

FINISH
LIMITED
5YR
WARRANTY

HARDWARE
LIMITED
3YR
WARRANTY

GLASS/PANEL OPTIONS

MODELS AZ5, AZ5U



Clear Acrylic



Gray Acrylic



Bronze Acrylic



White Acrylic



Black Acrylic



Frosted Acrylic



Clear Anodized
(Color-matched to frame)

MODELS AZ6, AZ6U



Clear Glass*



Gray Tinted Glass*



Bronze Tinted Glass*



Mirrored Glass*



Obscure Glass*



Frosted Glass*
(Satin Etched)



Clear Anodized
(Color-matched to frame)

- Glass available in single pane or insulated (mirrored glass not available insulated).
- Panels can be aluminum to match the aluminum frame. Glass/acrylic panels may be combined with aluminum panels. Custom glass and colors available.

*Glass is tempered.

Acrylic windows require special cleaning. Never use products that contain ammonia or petroleum products to clean acrylic. Please visit www.clopaydoor.com/acrylic for complete details.

See your Clopay Dealer for details. Or for more information scan the code to the right.

WINDCODE®

Doors available to meet many regional wind load requirements.

WindCode® doors over 16' wide may have reinforcement hardware that shows through the glass panels of the door.



PANEL CONFIGURATIONS (Examples of common sizes shown below)

MODELS AZ5/AZ5U – 6'3" TO 7'5" HIGH DOORS



1 Panel
Up to 10'2" Wide



2 Panel
10'3" to 20'2" Wide

MODELS AZ6/AZ6U – 6'3" TO 7'5" HIGH DOORS



1 Panel
Up to 9'0" Wide



2 Panel
9'1" to 17'2" Wide




3 Panel
17'3" to 20'2" Wide

MODELS AZ5/AZ5U – 7'6" TO 8'5" HIGH DOORS




1 Panel
Up to 10'2" Wide




2 Panel
10'3" to 20'2" Wide


MODELS AZ6/AZ6U – 7'6" TO 8'5" HIGH DOORS



1 Panel
Up to 9'0" Wide



2 Panel
9'1" to 17'2" Wide



3 Panel
17'3" to 20'2" Wide



Visit clopaydoor.com or call 1-800-2CLOPAY (225-6729) for more information on Clopay, America's Favorite Garage Doors.

Follow us on



©2023 Clopay Corporation. All rights reserved.

RSDR-AVANTEAZSS-22_REV0423

imagine



DESIGN YOUR DOOR
OPEN CAMERA
AND POINT!